



Kids Activity Materials: FIRE SAFETY

After completing the **Fire Safety Check List**,
you can print and cut out the Certificate below to become a
JR. CHIEF MACCABEE

**GREAT
JOB!**



Jr. Chief Maccabee Certificate

Be it acknowledged that

_____ has successfully completed the
Maccabee Aish Jr. Chief Maccabee Fire Safety Checklist
and is better prepared and more knowledgeable
about fire and burn safety and prevention
On this day, _____ Date ___/___/___



Chief Maccabee

Chief Maccabee, Maccabee Aish, Inc

www.jewishfireprevention.org

Fire Safety Checklist

(If you need help filling this out, have an adult help you.)

- I have reviewed or a grown-up has reviewed with me, the Maccabee Aish fire safety tips.

Fire Safety

- I know the fire departments emergency phone number which is _____
- I am aware that young children must keep out of the kitchen
"NO GO ZONE"
- I always stay away from candles, fires and matches.

Smoke Detectors


- I understand that my bedroom and every level of my home should have a working smoke detector.
- I am aware that smoke detector batteries should be changed twice a year.

Fire Escape Plan

- My entire family practices our home fire escape plan.
- I know my family meeting place outside where everyone can meet .
It is _____
- I have two ways out (exits) of my bedroom.
- If my bedroom is above the first floor, I am aware of the importance of having a fire escape ladder in my window.

Home Fire Escape Plan

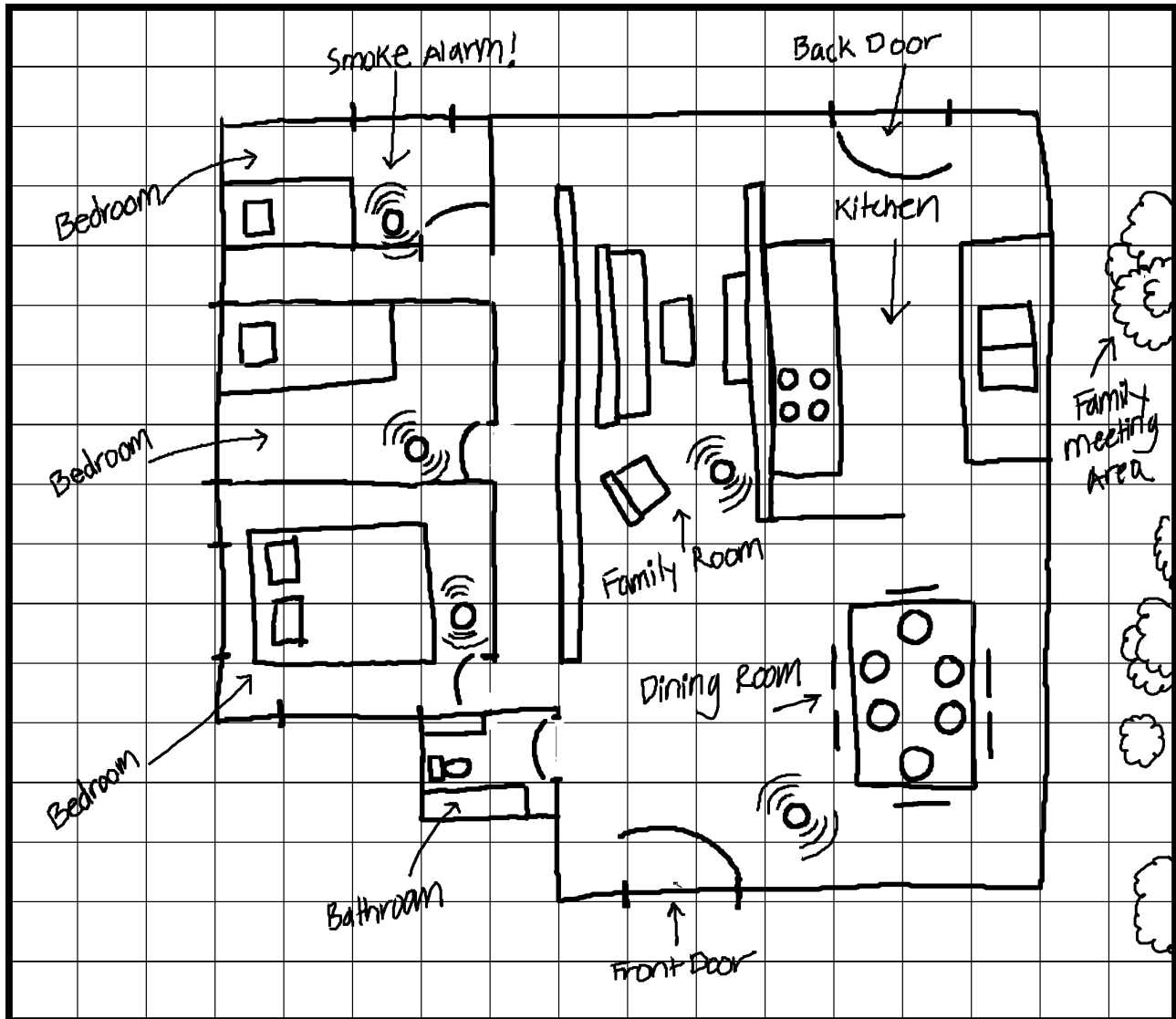
(With the help of an adult, create a Fire Escape Plan of your own home)

A large grid for drawing a floor plan. The grid is 18 columns wide and 18 rows high, enclosed in a thick black border. It is intended for students to draw a floor plan of their home, showing rooms, doors, windows, and other features.

1. Draw a floor plan or map of your home. Show all doors and windows
2. Mark two ways out of each room
3. Mark windows that have a fire escape ladder
4. Mark where each smoke alarm is located
5. Mark where each fire extinguisher is located
6. Pick and mark your family meeting area outside where everyone will meet
7. Practice your family plan twice a year

SAMPLE Home Fire Escape Plan

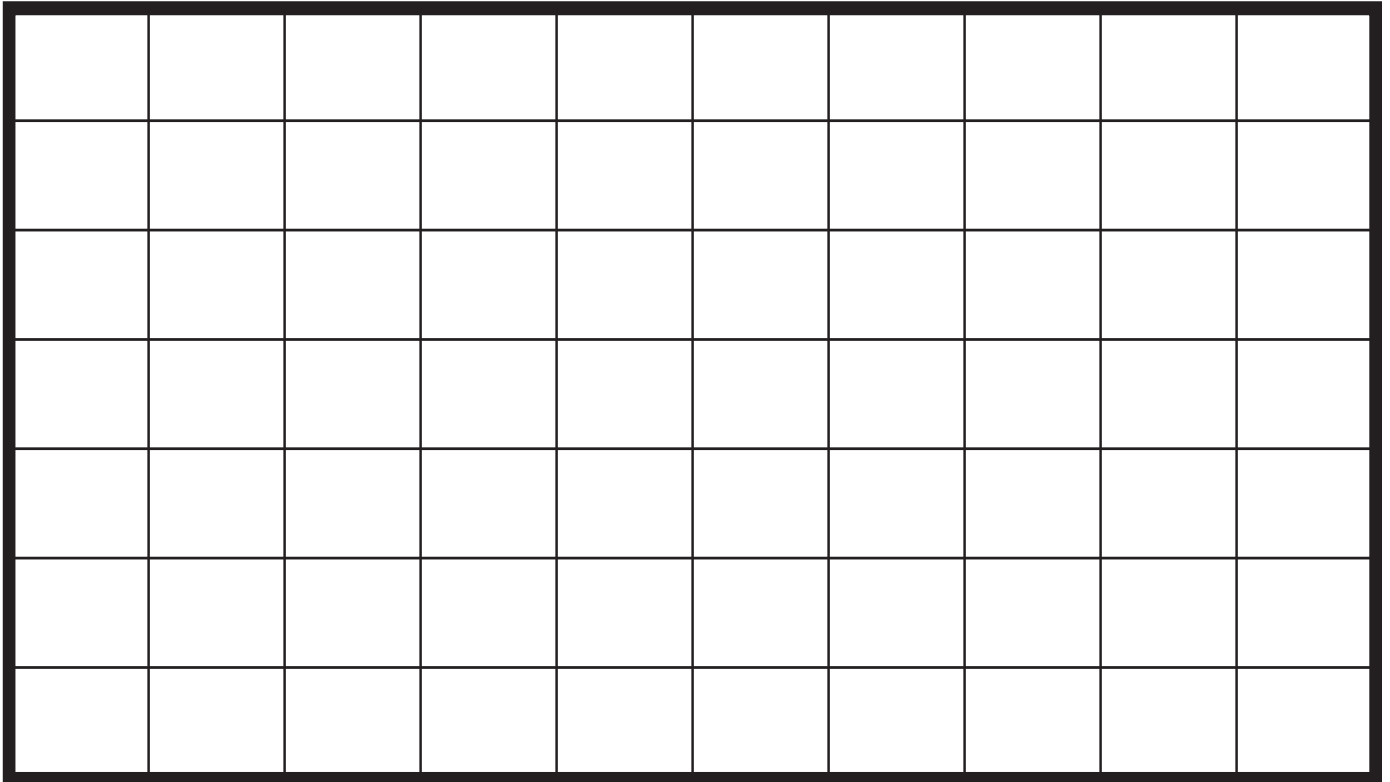
(With the help of an adult, create a Fire Escape Plan of your own home following the sample below)



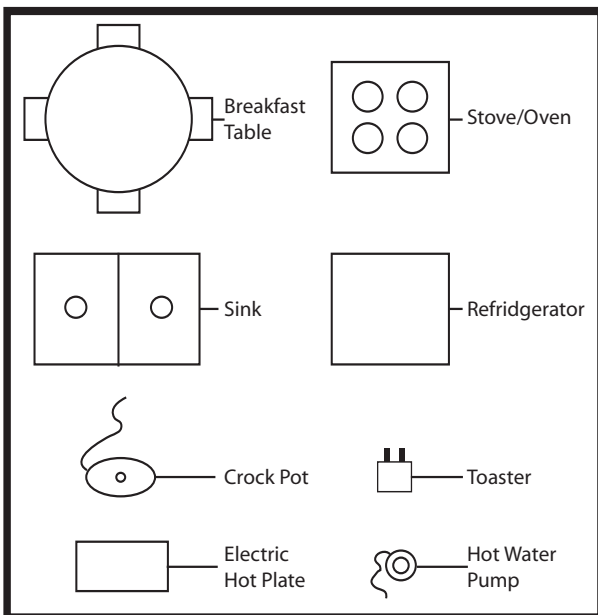
1. Draw a floor plan or map of your home. Show all doors and windows
2. Mark two ways out of each room
3. Mark windows that have a fire escape ladder
4. Mark where each smoke alarm is located
5. Mark where each fire extinguisher is located
6. Pick and mark your family meeting area outside where everyone will meet
7. Practice your family plan twice a year

Know your "NO GO ZONE"

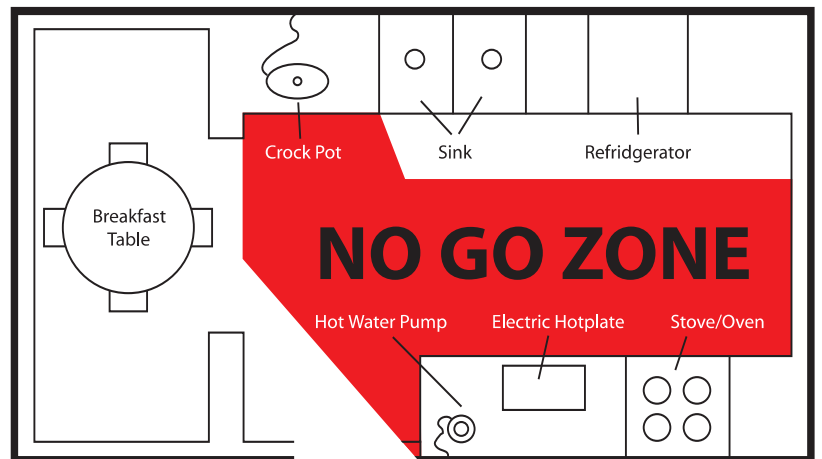
(With the help of an adult, draw your kitchen NO GO ZONE)



Appliance Symbols



Sample

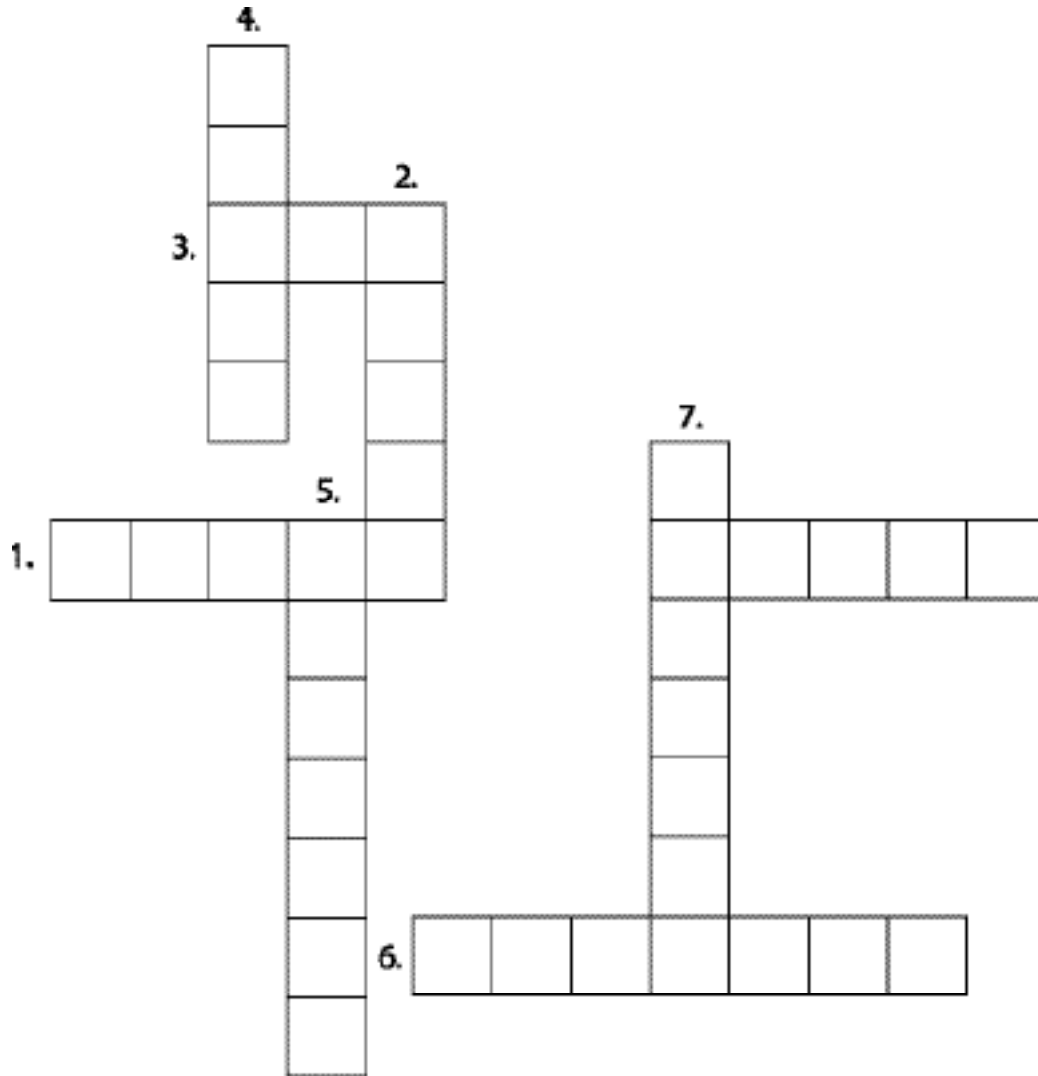


1. Using the Appliance Symbols above, draw your kitchen NO GO ZONE.
2. Shade area in front of your appliances where children should NEVER go and label it NO GO ZONE like the above sample.

Color Your Own Chief Maccabee



Crossword Puzzle



Across:

- 1. Every level of a home needs a _____.
- 3. Every room needs two ways ____.
- 6. If there is a fire, my family has a meeting place _____.

Down:

- 2. Practice your family escape plan _____ a year.
- 4. I know the fire department emergency _____ number.
- 5. Never go into the _____ without a grown-up.
- 7. Always stay away from _____, fires and matches.

(answers: 1. smoke alarm, 2. twice, 3. out, 4. phone, 5. kitchen, 6. outside, 7. candles)

Draw and Color Chief Maccabee



Word Find

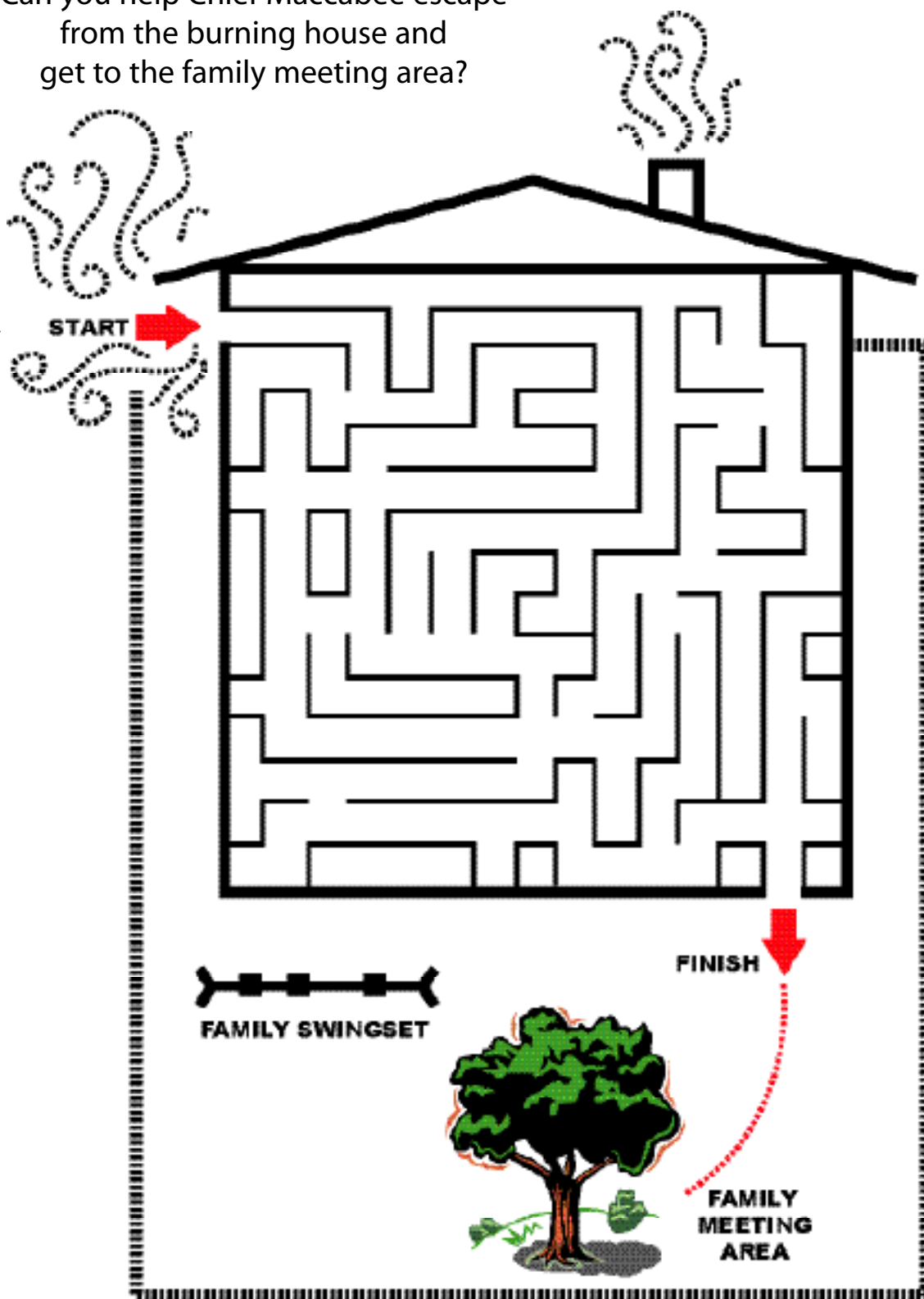
Find and circle the words below:

FIRE EXTINGUISHER, LADDER, ESCAPE PLAN, FIRE TRUCK, FIRE SAFETY,
MACCABEE AISH, SMOKE ALARM, MENORAH, SABBATH CANDLES, HOSE, AXE

F I R E E X T I N G U I S H E R
R T J F G H C N J V U K M E L S
M E N O R A H Y U B N C A I R A
S S D M L P H C B N X U C F S B
A C S M O K E A L A R M C J O B
L A F I R R H N C V D S A B E A
F P H O S E F F U Y E B B T O T
S E P K D E U I O P L D E D S H
L P F I R E S A F E T Y E E G C
S L G H B N B C K O L K A I J A
A A H F U J N V M B K L I F G N
R N A X E S L D F K G L S H F D
L A D D E R J D U R K F H S L L
F I R E T R U C K S J D L F O E
U R J F N H V O P L S K S A I S

Maccabee Maze

Can you help Chief Maccabee escape from the burning house and get to the family meeting area?



Brought to you by:
Maccabee Aish, Inc.

www.jewishfireprevention.org